

COLLINS ELEMENTARY TIGER NEWS

Dr. Tracy Jackson, Principal

Mrs. Maureen Keenan, Asst. Principal

PRINCIPAL'S MESSAGE

Hello Collins Family,

Special Congratulations to our 42 students who made the Honor Roll and 26 students who had Perfect Attendance for the First Quarter!!! What a wonderful celebration we had on November 28, 2023. It is hard to believe that we are in the second half of the second quarter and in the month of December 2023; yet here we are. We are looking forward to having more students in the Honor Roll/Perfect Attendance Assembly for the Second Quarter. Parents, thank you so much for your continuous support of TEAM COLLINS. Daily attendance is a critical factor for Student Achievement, and Student Achievement continues to be pivotal cause of why we do what we do. Our students are currently preparing for the 2nd Progress Monitoring test for the Florida Assessment for Student Thinking. This test is extremely critical because the data gathered from student results will provide the appropriate interventions for students to help reach their academic goals at this time of year. Here are the following dates for FAST PM2:

Subject Area	KG-Grade 2	Grades 3-5
ELA	December 7	December 14
Math	December 8	December 8

It is the expectation for all students to test of the set testing dates with their peers. Please assist us by ensuring that students get the proper rest and be on time with a mindset ready for academic success.

I also want to remind students and parents that safety and security are high priorities for us. The faculty and staff strive to provide a positive learning environment daily. Students also know that we all have a responsibility to keep each other safe. They know that if they "SEE SOMETHING to SAY SOMETHING," and we thank you for the phone calls and Class Dojo messages. As a reminder, please know that Fortify FL and Safer Watch are a part of the BCPS Safety, Security and Emergency Preparedness Initiatives and are available on our school website.

The holiday season is also upon us. At Collins, we have some events planned after testing. Please keep informed through Class Dojo for these events.

Last but certainly not least, although we have "faced many challenges, we have a lot to be grateful for. It is my prayer that you and your family have a joyous holiday season. Take time to laugh with one another. Take time to listen to and hug on each other. Most importantly, take time to love on each other. Now more than ever, we must recognize that our time together is precious. Let's make our time count for the good.

Sincerely,

Tracy D. Jackson

Tracy D. Jackson, Ed.D.
Proud Principal - Collins Elementary

UPCOMING EVENTS

DECEMBER

-  **Dec. 5th**
Class Picture Day
Photo Retakes
-  **Dec. 7th**
FAST Testing ELA
KG - 2nd
-  **Dec. 8th**
FAST Testing Math
KG - 5th
-  **Dec. 14th**
FAST Testing ELA
3rd - 5th
-  **Dec. 15th**
Mobile Food Pantry
3:00 - 5:00
-  **Dec. 18th - Dec. 22nd**
Holiday Spirit Week
Information on Page 4
-  **Dec. 25th - Jan. 5th**
Holiday Break
Enjoy your holidays
-  **Jan. 8th**
Students Return
-  **Jan. 11th**
iReady Reading Test
KG - 5th
-  **Jan. 12th**
iReady Math Test
KG - 5th



Wednesdays are ICE CREAM DAYS in the school cafeteria. Students can purchase an ice cream every Wednesday for \$1.00. Parents can add money to a student account in person or at myschoolbucks.com

PLEASE REPORT ALL STUDENT ABSENCES
ATTENDANCE PHONE NUMBER
754-323-5152


FORTIFYFL
Suspicious Activity Reporting App

See suspicious activity at your school? Report it.







Visit www.getfortifyfl.com to submit a tip or download the app

#FORTIFYFLORIDA

CHARACTER BUILDING





Collins Tigers

Respectful of the world and its people

Only speak with kindness

Act with self-control

Responsible for our words and actions



KID OF CHARACTER
NOVEMBER
Citizenship

Faith Randall

Jordan Scott

Alyxendro Williams

Jey'ssiah Hippolyte

Sienna-Leah Sejour

Aiyana Brasfield

Rae'niya Walters

Amaya Quilez

Jeikson Reyes

RESPONSIBILITY SCHOOL AMBASSADOR

Justice Scott

"PAWS"ITIVELY NEWSWORTHY



Here are some ways we are learning to add and subtract!

Strategies for Addition & Subtraction

Make a Ten

In Make a Ten for addition, you take from one addend (number in an addition problem) and give it to the other addend to make it ten.

$$28 + 15$$

$$30 + 13 = 43$$

$$\text{So, } 28 + 15 = 43$$

$$2.83 + 1.59$$

$$3 + 1.42 = 4.42$$

$$\text{So, } 2.83 + 1.59 = 4.42$$

In Make a Ten for subtraction, you decompose the number being subtracted so that it will make a ten when you subtract one part and then subtract the rest.

$$94 - 17$$

$$94 - (14 + 3)$$

$$94 - 14 = 80$$

$$80 - 3 = 77$$

$$\text{So, } 94 - 17 = 77$$

Count Up/Back

In Count Up or Count Back, you start at the first number in the problem and then count up (addition) or (back) with the second number in the problem.

$$57 + 24 = 81$$

$$57, 67, 77, 78, 79, 80, 81$$

$$5.72 - 1.31 = 4.41$$

$$5.72, 4.72, 4.62, 4.52, 4.42, 4.41$$

Doubles/Near Doubles

In Doubles, you know what the number plus itself is.

$$6 + 6 = 12$$

In Near Doubles, you think of the two addends as the double problem it is close to and then adjust at the end.

$$7 + 8$$

$$7 + 7 = 14$$

$$14 + 1 = 15$$

$$\text{So, } 7 + 8 = 15$$

Compensation

In compensation for addition, you think of one of the addends as a friendly number and then adjust at the end to compensate for the change at the beginning.

$$39 + 27$$

$$40 + 27 = 67$$

40 was 1 more than 39 and 67 is one more than 66 so $39 + 27 = 66$.

$$3.95 + 2.76$$

$$4 + 2.76 = 6.76$$

4 was 0.05 more than 3.95 and 6.76 is 0.05 more than 6.72 so $3.95 + 2.76 = 6.72$.

In compensation for subtraction you adjust both numbers by the same amount to make the first added a friendly number (10 or 20) and then subtract.

$$84 - 23$$

$$\downarrow -3 \quad \downarrow -3$$

$$81 - 20 = 61$$

$$23.76 - 2.92$$

$$\downarrow +0.08 \quad \downarrow +0.08$$

$$23.84 - 3 = 20.84$$

Partial Sums/Differences

In Partial Sums, you break apart each number by place value, add the pieces, and then put them back together.

$$43 = 40 + 3$$

$$+ 39 = 30 + 9$$

$$70 + 12 = 82$$

$$9.85 = 9 + 0.8 + 0.05$$

$$- 3.2 = 3 + 0.2$$

$$6 + 0.6 + 0.05 = 6.65$$

Think Addition (Subtraction Only)

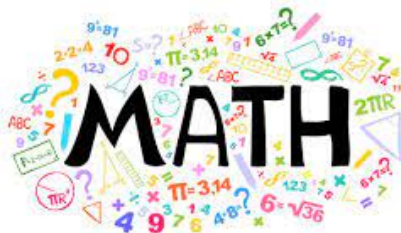
In Think Addition, you think of what would be missing if it was an addition problem.

$$18 - 12$$

$$12 + ? = 18$$

$$12 + 6 = 18$$

$$18 - 12 = 6$$



"PAWS"ITIVELY NEWSWORTHY



Happy Holidays **SPIRIT WEEK**

Monday: Winter Holiday Colors

Wear your favorite holiday colors & socks.

Tuesday: You Are a Gift Day-

Dress up like a present (ribbon, bows, bags, wrapping paper, etc.)

Wednesday: Holiday Head wear

Wear your favorite holiday hats, antlers, headbands, etc.

Thursday: Wacky Tacky

Dress up in your most festive 'Wacky Tacky' attire (including ugly sweaters).

Friday: Pajama Day

Get cozy in your favorite holiday pajamas

©KaylaMaynor2020

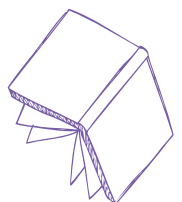
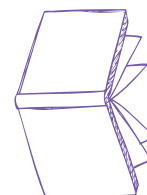
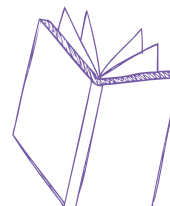
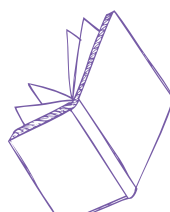
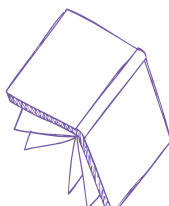
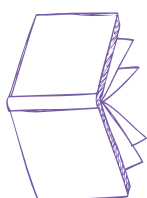
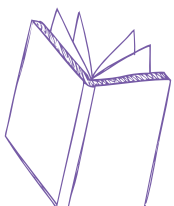
Holiday Spirit Week
December 18th - December 22nd

READING CORNER

Thank you to all the moms who joined us for our "Muffins with Mom" event! At the event, we shared a few of the activities from Broward County Schools' "Read-At Home Plan" to support literacy at home. The activities are listed below and find the complete plan on our school website.

K-1 st	2 nd -3 rd	4 th -5 th
<ul style="list-style-type: none"> • Help your child think of a number of words that start with any specific sound. For example, words that start with the /m/ or /p/ sound (mat, paper). • Make up silly sentences with words that begin with the same initial sound. For example, you could say "Nobody was nice to Nancy's neighbor." • Practice syllables using clapping games with names of family members, names of common objects found around the house, places you are going or have been. • Use sand or playdough to create letters and match their sounds. • Have your child find objects around the house with the same initial sounds. For example, have your child find items that begin with /b/. • Play Hot Potato with synonyms. Choose a word and a family member has to think of another word that means the same thing. Take turns until no one can think of another word. 	<ul style="list-style-type: none"> • Hunt for words. Choose a blend (for example bl) and have your child hunt for five items beginning with the blend. As each object is found, help your child write the words in a list (blanket, blue pen). • Play a phonics race by setting the timer and competing to come up with the most words with a blend (cl, pr, bl) in one minute. Compare your word lists and play again! Your child will be eager to beat his/her last score. • Record the reading. Use a cell phone or MP3 device to record your child's reading. Once recorded, invite your child to listen to his/her reading and follow along in the book. • Select a new word each week to learn and use in every-day language. Create a point system with family members on who uses the word the most that week. • Build vocabulary by introducing a new word and offer its definition or use it in a context that is easily understood. For example, say "I think I will drive the vehicle to the store. I am too tired to walk." 	<ul style="list-style-type: none"> • Practice clapping out words with three or more syllables (fish/er/man; par/a/graph; el/e/va/tor). • Ask your child to find objects around the house that are compound words (football, headboard, watermelon). Help your child write a list of the words and break them apart to show the two parts of the word. • To increase fluency speed, use a stopwatch to set a timeframe to read any given passage or text. Have your child record their time and encourage him/her to read the passage again to beat the last time. • Play a word collection game with family members by having each family member collect as many interesting words they read about or came across that day. At the dinner table, have each family member go around and share their word. Discuss the meaning, and practice using the word in spoken language.

*Here are a few of the activities from BCPS "Read-at-Home Plan". Find the complete plan on our school website.



KID'S CORNER

The Story of the Christmas Gingerbread Man

If you don't know, gingerbread _____ are an _____ part of Christmas. They're usually shaped like a _____, but sometimes they're shaped like an _____ or a _____. You can make your own gingerbread cookies at home in the oven, or you can buy them from _____. It's fun to decorate gingerbread _____. You can use frosting to make their hats and their _____. You can even give them a Christmas _____. Don't forget to add their buttons, though! You can use frosting or _____ to decorate their _____.



MISSION

Our mission is to operate with high expectations that are met through rigorous instruction, personal growth, and effective collaboration with all stakeholders.

VISION

Collins Elementary is a school of excellence that ensures a nurturing environment to meet the academic and social needs of children.



In accordance with Florida Statute 1012.34, parents may provide input into the instructional and administrative employee performance evaluations. For input on instructional evaluations, please contact the school's principal. For input on the administrative evaluations, please contact the Regional/Associate Superintendent Office.

Winter Holidays

P T O U P T E Z N M Q C A Y D U W
U C A B U C W Q P V F S F C M Y K
Z H H T O S A M T S I R H C Q S R
S A L Y A K C S C K N T R W J I F
F A M I L Y W T O O C J R Y B L Y
K L H X K T E H P U S O D F Y Y T
W K O I U M L G E W I N T E R A S
A C K O F L E I S A N T A Y K D O
N D H A S Y U L W X K X L N G I R
Z I L A V C A N D L E S H A P L F
A G C E K M L O N O B A D M S O W
A D P B A K V E U R R R Y W B H V
Z F F C J Y U T D O N H A O Y R E
T T B J Y G M N N I S T G N V R M
O R F Z Q S G E A N E M P S G S K
O E X U T J M P O H N R O E M V B
Y E L S T N E S E R P Q D M D F B

Family	Candles	Frosty	Snowman
Santa	Kwanzaa	Lights	Presents
Tree	Menorah	Dreidel	Elf
Winter	Hanukkah	Christmas	Holiday

$$\text{Tree} + \text{Snowman} + \text{Tree} = 17$$

$$\text{Deer} + \text{Deer} + \text{Snowflake} = 12$$

$$\text{Deer} = \text{Snowflake}$$

$$\text{Deer} - 3 = \text{Snowman}$$

$$\text{Tree} = ?$$



Correct answers will show the value for each symbol (picture)
Bring your correct answers to Mrs. Keenan by Dec. 7th for a treat.